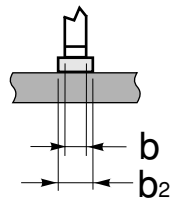
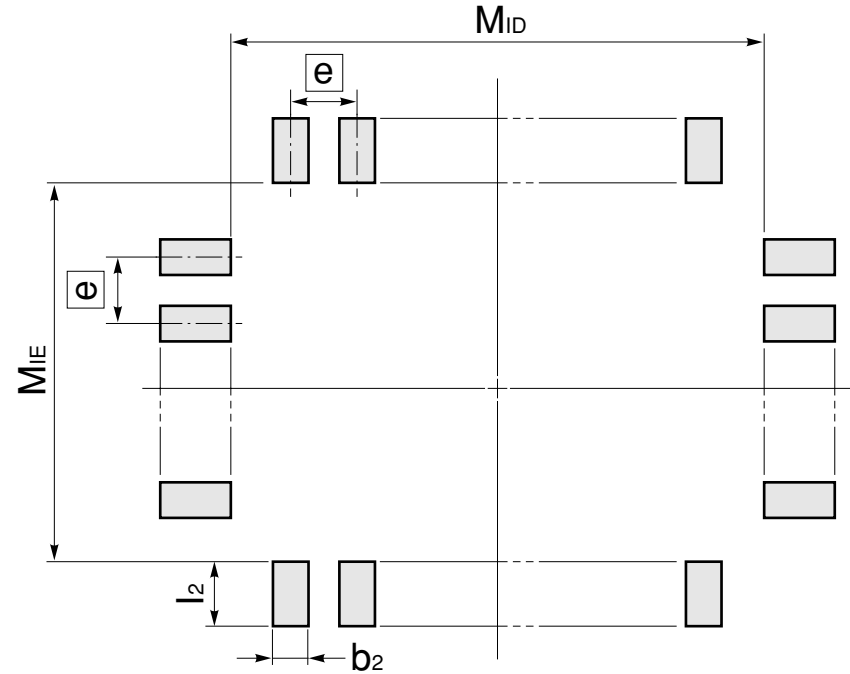
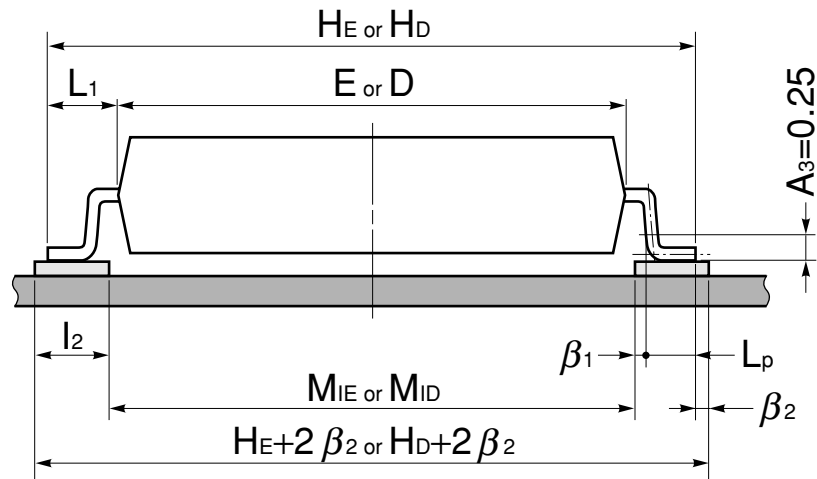


QFP LAND PATTERN DIMENSIONS

CONDITIONAL TERMINAL : LENGTH OF SOLDERED PART (L_p)



b: Terminal width

$$G_{E(D)MIN.} = H_{E(D)MIN.} - 2L_{pMAX.}$$

$$M_{IE(ID)} = G_{E(D)MIN.} - 2\beta_1$$

$$l_{2D(E)} \geq (H_{D(E)MAX.} + 2\beta_2 - M_{ID(E)})/2$$

$$b \leq b_2 \leq e - \gamma$$

Dimension Parameter

(Unit : mm)

e	1.00	0.80	0.65	Remark
β_1	0.3	0.3	0.3	Soldering strength
β_2	0.2	0.2	0.2	Pattern accuracy of the solder mask and visual inspection soldering.
γ	0.3	0.3	0.3	Determined by the margin of safety taken into consideration as a measure for coping with the soldering bridge.

(The reference value according to EIAJ ED-7404 (discontinued version))