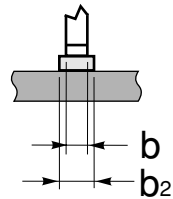
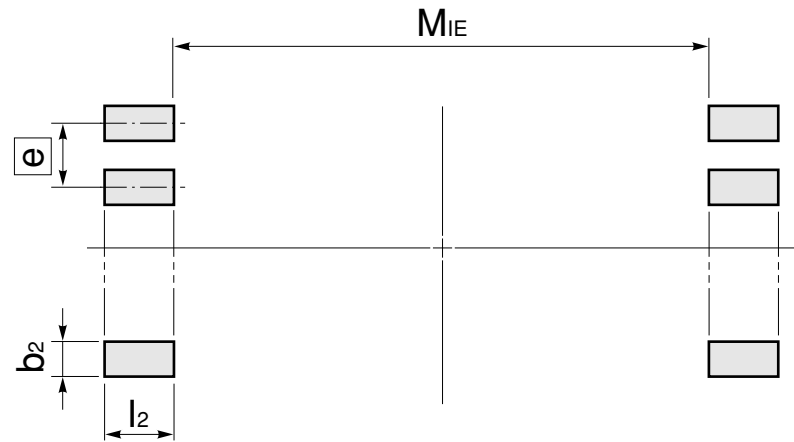
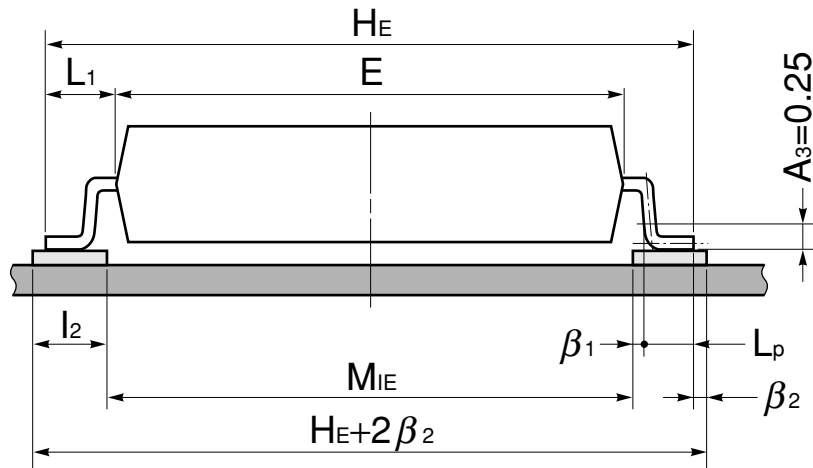


SSOP/TSSOP LAND PATTERN DIMENSIONS

CONDITIONAL TERMINAL : LENGTH OF SOLDERED PART (L_p)



b: Terminal width

$$G_{EMIN.} = H_{EMIN.} - 2L_p \text{ MAX.}$$

$$M_{IE} = G_{EMIN.} - 2\beta_1$$

$$l_2 \geq (H_{EMAX.} + 2\beta_2 - M_{IE})/2$$

$$b \leq b_2 \leq e - \gamma$$

Dimension Parameter

(Unit : mm)

e	0.65	0.50	Remark
β_1	0.3	0.3	Soldering strength
β_2	0.2	0.2	Pattern accuracy of the solder mask and visual inspection soldering.
γ	0.3	0.25	Determined by the margin of safety taken into consideration as a measure for coping with the soldering bridge.

(The reference value according to EIAJ ED-7402-2 (discontinued version))