

InGaAsP MQW DC-PBH PULSED LASER DIODE MODULE
1 310 nm OTDR APPLICATION**DESCRIPTION**

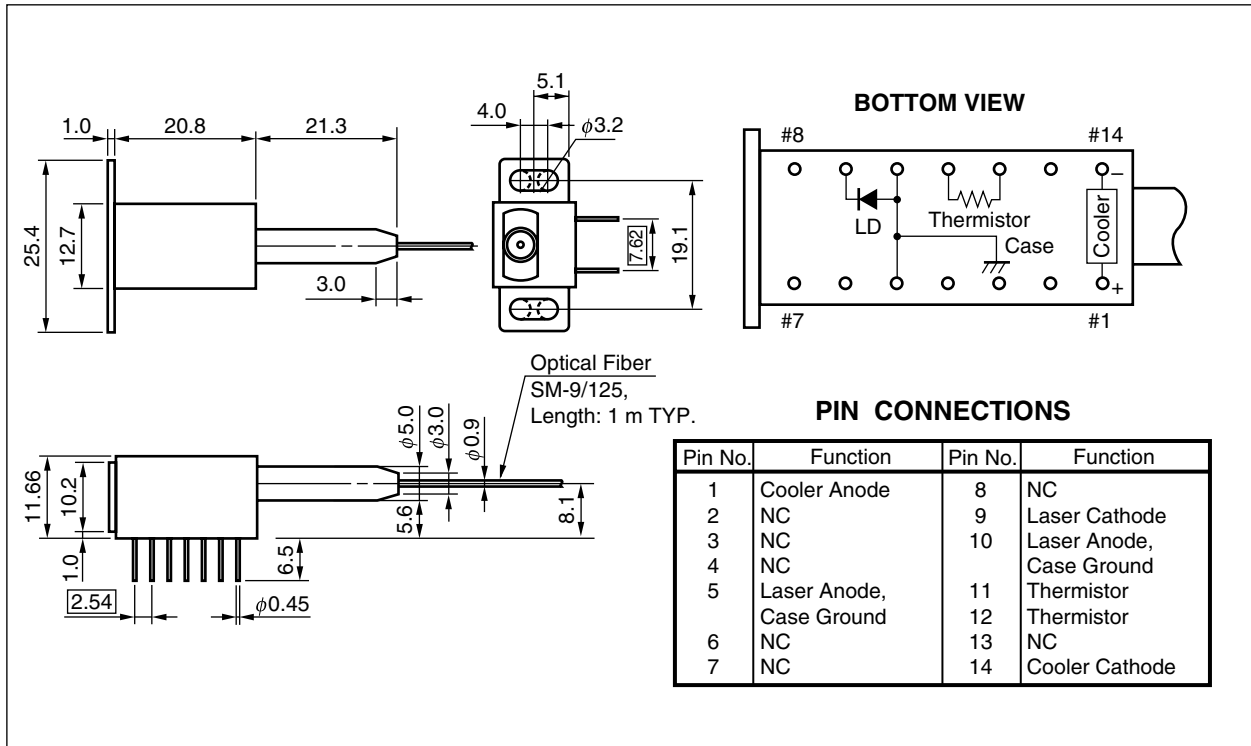
The NX7363JB-BC is a 1 310 nm Multiple Quantum Well (MQW) structure pulsed laser diode DIP module with single mode fiber and internal thermoelectric cooler. It is designed for light sources of optical measurement equipment (OTDR).

FEATURES

- High output power $P_i = 150 \text{ mW MIN. @ } I_{FP} = 1\,000 \text{ mA, PW} = 10 \mu\text{s, Duty} = 1\%$
- Long wavelength $\lambda_c = 1\,310 \text{ nm}$
- Internal thermoelectric cooler, thermistor
- Hermetically sealed 14-pin Dual-In-Line Package
- Single mode fiber pigtail

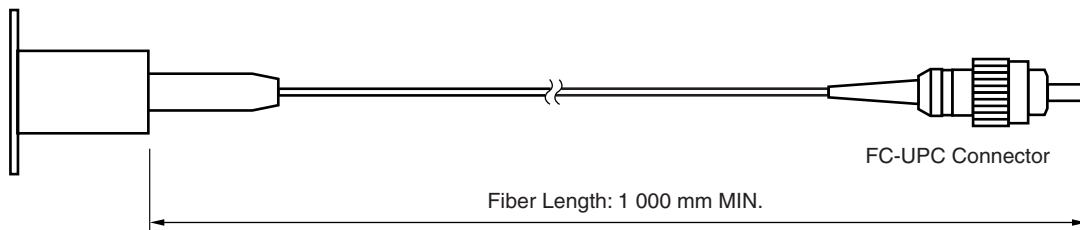
The information in this document is subject to change without notice. Before using this document, please confirm that this is the latest version.
Not all products and/or types are available in every country. Please check with an NEC Electronics sales representative for availability and additional information.

PACKAGE DIMENSIONS (UNIT: mm)



OPTICAL FIBER CHARACTERISTICS

Parameter	Specification	Unit
Mode Field Diameter	9.5±1	μm
Cladding Diameter	125±2	μm
Maximum Cladding Noncircularity	2	%
Maximum Core/Cladding Concentricity	1.6	%
Outer Diameter	0.9±0.1	mm
Cut-off Wavelength	1 100 to 1 270	nm
Minimum Fiber Bending Radius	30	mm
Fiber Length	1 000 MIN.	mm
Flammability	UL1581 VW-1	



ORDERING INFORMATION

Part Number	Available Connector
NX7363JB-BC	With FC-UPC Connector

ABSOLUTE MAXIMUM RATINGS

Parameter	Symbol	Ratings	Unit
Pulsed Forward Current ^{*1}	I _{FP}	1.2	A
Reverse Voltage	V _R	2.0	V
Cooler Current	I _C	1.0	A
Cooler Voltage	V _C	2.0	V
Thermistor Current	I _t	0.5	mA
Thermistor Voltage	V _t	12.0	V
Operating Case Temperature	T _C	-20 to +65	°C
Storage Temperature	T _{stg}	-40 to +70	°C
Lead Soldering Temperature	T _{slid}	260 (10 sec.)	°C

*1 Pulse conditions: Pulse width (PW) = 10 μs, Duty = 1%

ELECTRO-OPTICAL CHARACTERISTICS (T_{LD} = 25°C, T_C = -20 to +65°C, unless otherwise specified)

Parameter	Symbol	Conditions	MIN.	TYP.	MAX.	Unit
Forward Voltage	V _{FP}	CW, I _F = 30 mA		2.5	4.0	V
Threshold Current	I _{th}	CW		35	65	mA
Optical Output Power from Fiber	P _f	I _{FP} = 1 000 mA, *1	150			mW
		I _{FP} = 600 mA, *1	90			
		I _{FP} = 400 mA, *1	40			
Center Wavelength	λ _c	RMS, I _{FP} = 400, 600, 1 000 mA, *1	1 290	1 310	1 330	nm
Spectral Width	σ	RMS, I _{FP} = 400, 600, 1 000 mA, *1		3.0	7.0	nm
Rise Time	t _r	10-90%		1.0	2.0	ns
Fall Time	t _f	90-10%		1.4	2.0	ns

*1 PW = 10 μs, Duty = 1%

ELECTRO-OPTICAL CHARACTERISTICS

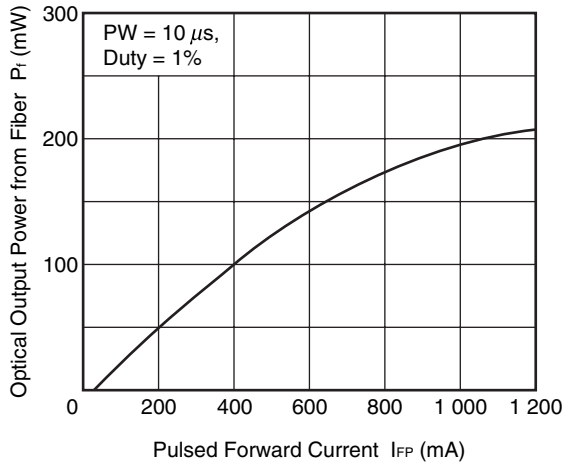
(Applicable to Thermistor and TEC: T_{LD} = 25°C, T_C = -20 to +65°C, unless otherwise specified)

Parameter	Symbol	Conditions	MIN.	TYP.	MAX.	Unit
Thermistor Resistance	R	T _{LD} = 25°C	9.5	10.0	10.5	kΩ
B Constant	B		3 350	3 450	3 550	K
Cooler Current	I _c	ΔT = 40°C		0.6	0.8	A
Cooler Voltage	V _c	ΔT = 40°C		1.1	1.5	V
Cooling Capacity	ΔT ⁻¹	I _c = 0.8 A	40			°C

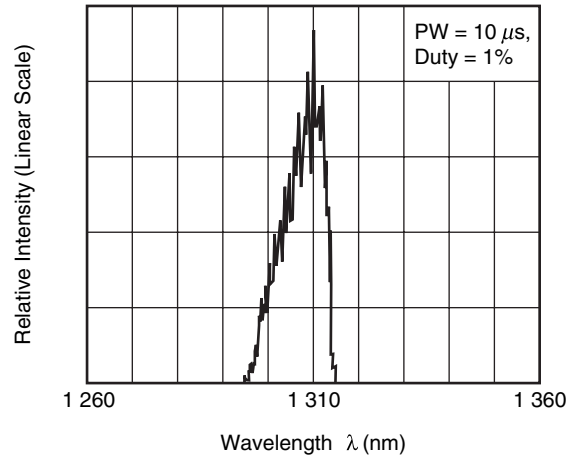
*1 ΔT = |T_C - T_{LD}|

TYPICAL CHARACTERISTICS ($T_c = 25^\circ\text{C}$, unless otherwise specified)

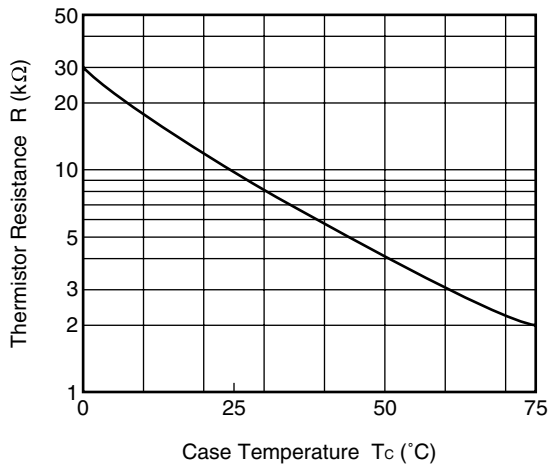
OPTICAL OUTPUT POWER FROM FIBER vs. PULSED FORWARD CURRENT



SPECTRUM



THERMISTOR RESISTANCE vs. CASE TEMPERATURE



Remark The graphs indicate nominal characteristics.

REFERENCE

Document Name	Document No.
Opto-Electronics Devices Pamphlet	PX10160E

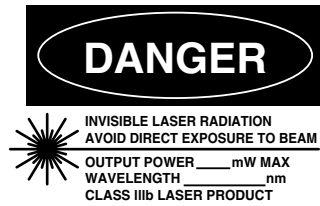
- **The information in this document is current as of May, 2007. The information is subject to change without notice. For actual design-in, refer to the latest publications of NEC Electronics data sheets or data books, etc., for the most up-to-date specifications of NEC Electronics products. Not all products and/or types are available in every country. Please check with an NEC Electronics sales representative for availability and additional information.**
- No part of this document may be copied or reproduced in any form or by any means without the prior written consent of NEC Electronics. NEC Electronics assumes no responsibility for any errors that may appear in this document.
- NEC Electronics does not assume any liability for infringement of patents, copyrights or other intellectual property rights of third parties by or arising from the use of NEC Electronics products listed in this document or any other liability arising from the use of such products. No license, express, implied or otherwise, is granted under any patents, copyrights or other intellectual property rights of NEC Electronics or others.
- Descriptions of circuits, software and other related information in this document are provided for illustrative purposes in semiconductor product operation and application examples. The incorporation of these circuits, software and information in the design of a customer's equipment shall be done under the full responsibility of the customer. NEC Electronics assumes no responsibility for any losses incurred by customers or third parties arising from the use of these circuits, software and information.
- While NEC Electronics endeavors to enhance the quality, reliability and safety of NEC Electronics products, customers agree and acknowledge that the possibility of defects thereof cannot be eliminated entirely. To minimize risks of damage to property or injury (including death) to persons arising from defects in NEC Electronics products, customers must incorporate sufficient safety measures in their design, such as redundancy, fire-containment and anti-failure features.
- NEC Electronics products are classified into the following three quality grades: "Standard", "Special" and "Specific".
 The "Specific" quality grade applies only to NEC Electronics products developed based on a customer-designated "quality assurance program" for a specific application. The recommended applications of an NEC Electronics product depend on its quality grade, as indicated below. Customers must check the quality grade of each NEC Electronics product before using it in a particular application.
 "Standard": Computers, office equipment, communications equipment, test and measurement equipment, audio and visual equipment, home electronic appliances, machine tools, personal electronic equipment and industrial robots.
 "Special": Transportation equipment (automobiles, trains, ships, etc.), traffic control systems, anti-disaster systems, anti-crime systems, safety equipment and medical equipment (not specifically designed for life support).
 "Specific": Aircraft, aerospace equipment, submersible repeaters, nuclear reactor control systems, life support systems and medical equipment for life support, etc.

The quality grade of NEC Electronics products is "Standard" unless otherwise expressly specified in NEC Electronics data sheets or data books, etc. If customers wish to use NEC Electronics products in applications not intended by NEC Electronics, they must contact an NEC Electronics sales representative in advance to determine NEC Electronics' willingness to support a given application.

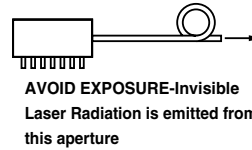
(Note)

- (1) "NEC Electronics" as used in this statement means NEC Electronics Corporation and also includes its majority-owned subsidiaries.
- (2) "NEC Electronics products" means any product developed or manufactured by or for NEC Electronics (as defined above).

SAFETY INFORMATION ON THIS PRODUCT



SEMICONDUCTOR LASER



<p>Warning Laser Beam</p>	<p>A laser beam is emitted from this diode during operation. The laser beam, visible or invisible, directly or indirectly, may cause injury to the eye or loss of eyesight.</p> <ul style="list-style-type: none"> • Do not look directly into the laser beam. • Avoid exposure to the laser beam, any reflected or collimated beam.
<p>Caution GaAs Products</p>	<p>This product uses gallium arsenide (GaAs). GaAs vapor and powder are hazardous to human health if inhaled or ingested, so please observe the following points.</p> <ul style="list-style-type: none"> • Follow related laws and ordinances when disposing of the product. If there are no applicable laws and/or ordinances, dispose of the product as recommended below. <ol style="list-style-type: none"> 1. Commission a disposal company able to (with a license to) collect, transport and dispose of materials that contain arsenic and other such industrial waste materials. 2. Exclude the product from general industrial waste and household garbage, and ensure that the product is controlled (as industrial waste subject to special control) up until final disposal. • Do not burn, destroy, cut, crush, or chemically dissolve the product. • Do not lick the product or in any way allow it to enter the mouth.
<p>Caution Optical Fiber</p>	<p>A glass-fiber is attached on the product. Handle with care.</p> <ul style="list-style-type: none"> • When the fiber is broken or damaged, handle carefully to avoid injury from the damaged part or fragments.