



78K0R/Kx3 Microcontroller

Sample Program

Operation Manual

(UART Consecutive Reception + ACK Transmission (DMA Controller), C Source)

This software is for reference only and NEC Electronics does not guarantee its operation.
Thoroughly evaluate this software on your set prior to use.

ZUD-CC-07-0243-E
January, 2008

1st Product Solution Group, Multipurpose Microcomputer Systems Division,
Microcomputer Operations Unit
NEC Electronics Corporation

- **The information in this document is current as of January, 2008. The information is subject to change without notice. For actual design-in, refer to the latest publications of NEC Electronics data sheets or data books, etc., for the most up-to-date specifications of NEC Electronics products. Not all products and/or types are available in every country. Please check with an NEC Electronics sales representative for availability and additional information.**

- No part of this document may be copied or reproduced in any form or by any means without the prior written consent of NEC Electronics. NEC Electronics assumes no responsibility for any errors that may appear in this document.
- NEC Electronics does not assume any liability for infringement of patents, copyrights or other intellectual property rights of third parties by or arising from the use of NEC Electronics products listed in this document or any other liability arising from the use of such products. No license, express, implied or otherwise, is granted under any patents, copyrights or other intellectual property rights of NEC Electronics or others.
- Descriptions of circuits, software and other related information in this document are provided for illustrative purposes in semiconductor product operation and application examples. The incorporation of these circuits, software and information in the design of a customer's equipment shall be done under the full responsibility of the customer. NEC Electronics assumes no responsibility for any losses incurred by customers or third parties arising from the use of these circuits, software and information.
- While NEC Electronics endeavors to enhance the quality, reliability and safety of NEC Electronics products, customers agree and acknowledge that the possibility of defects thereof cannot be eliminated entirely. To minimize risks of damage to property or injury (including death) to persons arising from defects in NEC Electronics products, customers must incorporate sufficient safety measures in their design, such as redundancy, fire-containment and anti-failure features.
- NEC Electronics products are classified into the following three quality grades: "Standard", "Special" and "Specific".

The "Specific" quality grade applies only to NEC Electronics products developed based on a customer-designated "quality assurance program" for a specific application. The recommended applications of an NEC Electronics product depend on its quality grade, as indicated below. Customers must check the quality grade of each NEC Electronics product before using it in a particular application.

"Standard": Computers, office equipment, communications equipment, test and measurement equipment, audio and visual equipment, home electronic appliances, machine tools, personal electronic equipment and industrial robots.

"Special": Transportation equipment (automobiles, trains, ships, etc.), traffic control systems, anti-disaster systems, anti-crime systems, safety equipment and medical equipment (not specifically designed for life support).

"Specific": Aircraft, aerospace equipment, submersible repeaters, nuclear reactor control systems, life support systems and medical equipment for life support, etc.

The quality grade of NEC Electronics products is "Standard" unless otherwise expressly specified in NEC Electronics data sheets or data books, etc. If customers wish to use NEC Electronics products in applications not intended by NEC Electronics, they must contact an NEC Electronics sales representative in advance to determine NEC Electronics' willingness to support a given application.

(Note)

- (1) "NEC Electronics" as used in this statement means NEC Electronics Corporation and also includes its majority-owned subsidiaries.
- (2) "NEC Electronics products" means any product developed or manufactured by or for NEC Electronics (as defined above).

CONTENTS

1. OVERVIEW.....	4
2. RESOURCES USED	5
3. SOFTWARE CONFIGURATION.....	6
4. FUNCTION EXPLANATIONS	7
5. FLOWCHARTS.....	10

1. OVERVIEW

This manual explains the sample program functions of the DMA controller (UART consecutive reception + ACK transmission) for the 78K0R/Kx3.

In this sample program, a DMA controller (UART consecutive reception + ACK transmission) operation is performed.

The outline of the processing is as follows.

- Performs consecutive reception of UART0 and outputs ACK to P10 to indicate completion of reception.
- DMA channel 0 is used for DMA transfer.
- DMA start source: Software trigger (DMA transfer by interrupt is disabled.)
- Transfers FFF12H of UART receive data register 0 (RxD0) to 64 bytes of FFE00H to FFE3FH of RAM.

In this sample program, UART processing (reception mode) is used, but a description of this processing is omitted. For details, refer to the description of UART Processing (Reception Mode).

2. RESOURCES USED

Resource	Description	Remark
Main clock specification	Internal high-speed oscillator used (8 MHz (TYP.))	Always oscillated
	High-speed system clock used (20 MHz)	Oscillated by initial processing. Supplied to CPU and peripheral hardware
Subclock	XT1 (32.768 kHz)	Oscillated by initial processing
Related hardware	DMA SFR address register 0 (DSA0)	
	DMA RAM address register 0 (DRA0)	
	DMA byte count register 0 (DBC0)	
	DMA mode control register 0 (DMC0)	
	Port mode register 1 (PM1)	
	Port register 1 (P1)	
I/O	Input: RxD0 (P11) Output: P10	
Interrupt	End of DMA0 transfer interrupt (INTDMA0)	
Others	Refer to UART Processing (Reception Mode).	

3. SOFTWARE CONFIGURATION

Files

File Name	Processing Outline	Remark
K0R_def.h ^{Note}	Definition file	
K0R_init.c ^{Note}	Initialization processing	
K0R_ext.h	External declaration	
K0R_main.c	Main processing	
K0R_sfr_set.c	DMA controller processing (UART consecutive reception + ACK transmission)	
K0R_uart_re.c	UART processing (reception mode)	Explained in detail in UART Processing (Reception Mode) Only the interrupt servicing is described in this sample program.

Note These files are commonly used by the sample programs.

4. FUNCTION EXPLANATIONS

[File name]

K0R_main.c

Function

Function Name	Processing Outline	Argument	Return Value
main	Main routine	None	None

Function explanations

Function name	main
Processing	Main routine
Argument	–
Return value	–
Description	Executes initialization processing and then starts a UART reception operation by DMA transfer.
Remark	–

[File name]

K0R_sfr_set.c

Functions

Function Name	Processing Outline	Argument	Return Value
DMA_UAIN	Initializes DMA controller (UART consecutive reception + ACK transmission).	None	None
DMA_UAST	Starts DMA controller (UART consecutive reception + ACK transmission).	None	None
DMA_UABK	End processing of DMA controller (UART consecutive reception + ACK transmission)	None	None
DMA_UAIT	Transfer end interrupt of DMA controller (UART consecutive reception + ACK transmission)	None	None

Function explanations

Function name	DMA_UAIN
Processing	Initializes DMA controller (UART consecutive reception + ACK transmission).
Argument	–
Return value	–
Description	Executes initialization.
Remark	–

Function name	DMA_UAST
Processing	Starts DMA controller (UART consecutive reception + ACK transmission).
Argument	–
Return value	–
Description	Starts DMA transfer operation.
Remark	–

Function name	DMA_UABK
Processing	End processing of DMA controller (UART consecutive reception + ACK transmission)
Argument	–
Return value	–
Description	Performs end processing of DMA transfer operation.
Remark	–

Function name	DMA_UAIT
Processing	Processing during transfer end interrupt of DMA controller (UART consecutive reception + ACK transmission)
Argument	–
Return value	–
Description	Performs DMA controller end processing during transfer end interrupt.
Remark	–

[File name]

K0R_uart_re.c

Function

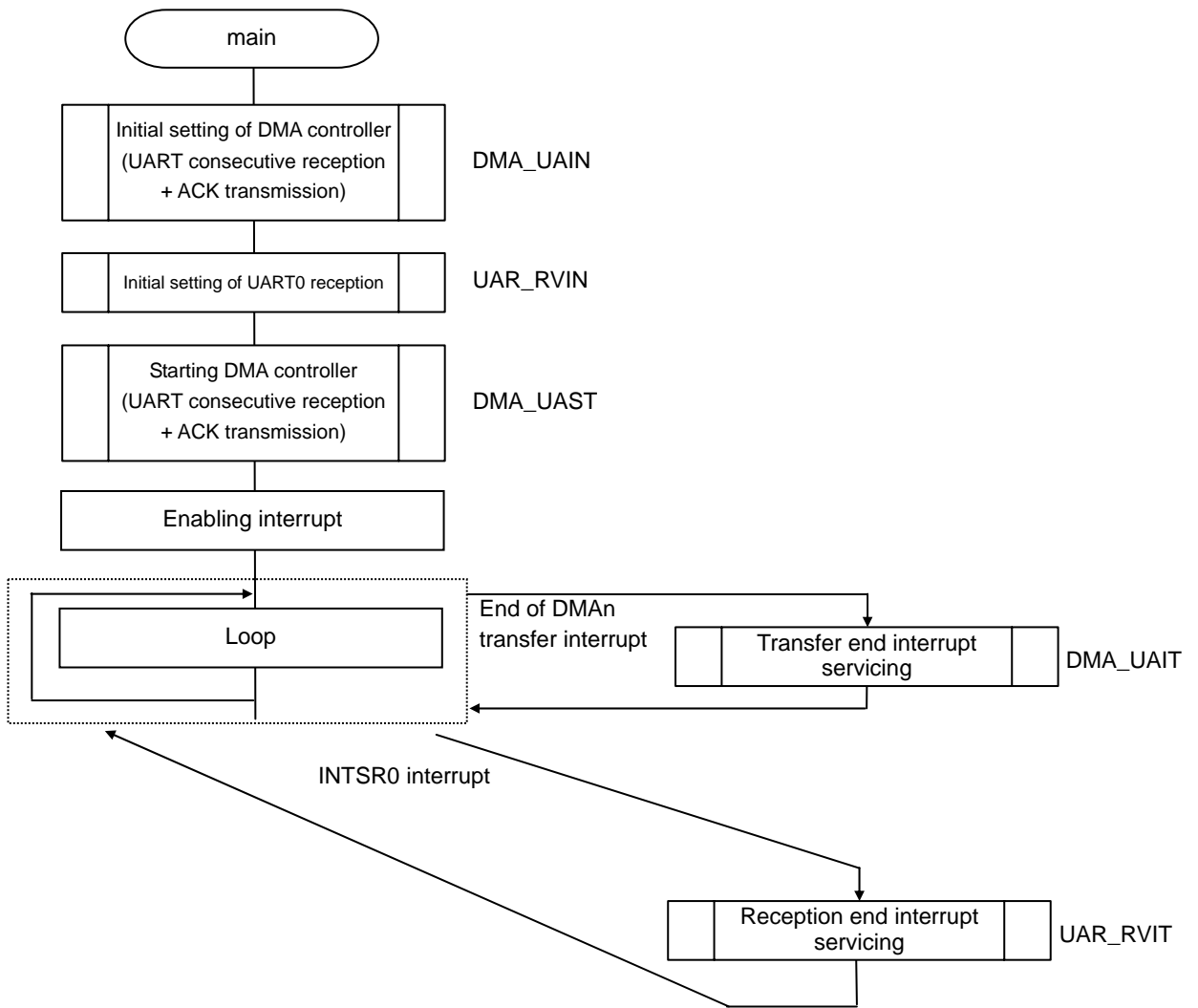
Function Name	Processing Outline	Argument	Return Value
UAR_RVIT	INTSR0 reception end interrupt	None	None

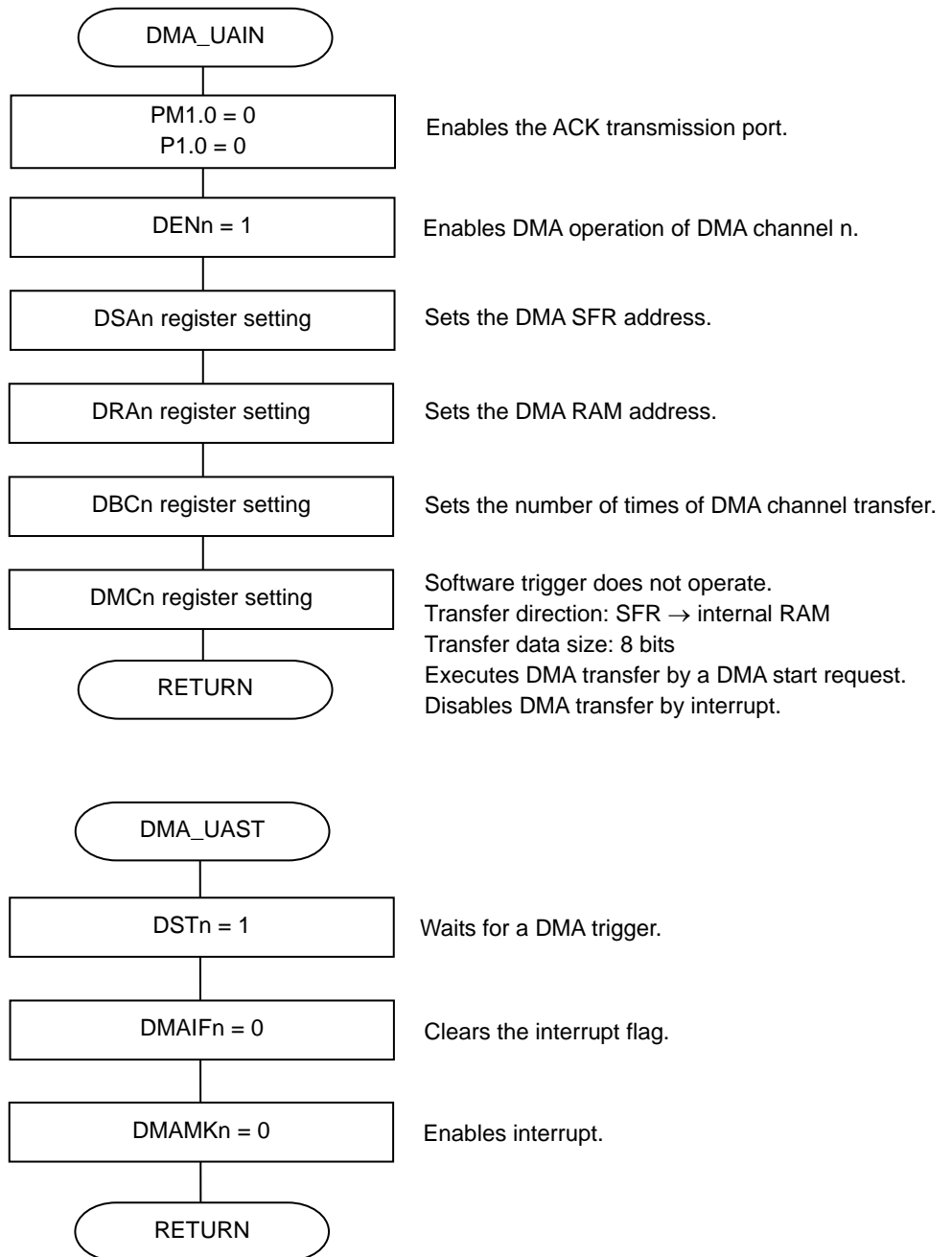
Function explanations

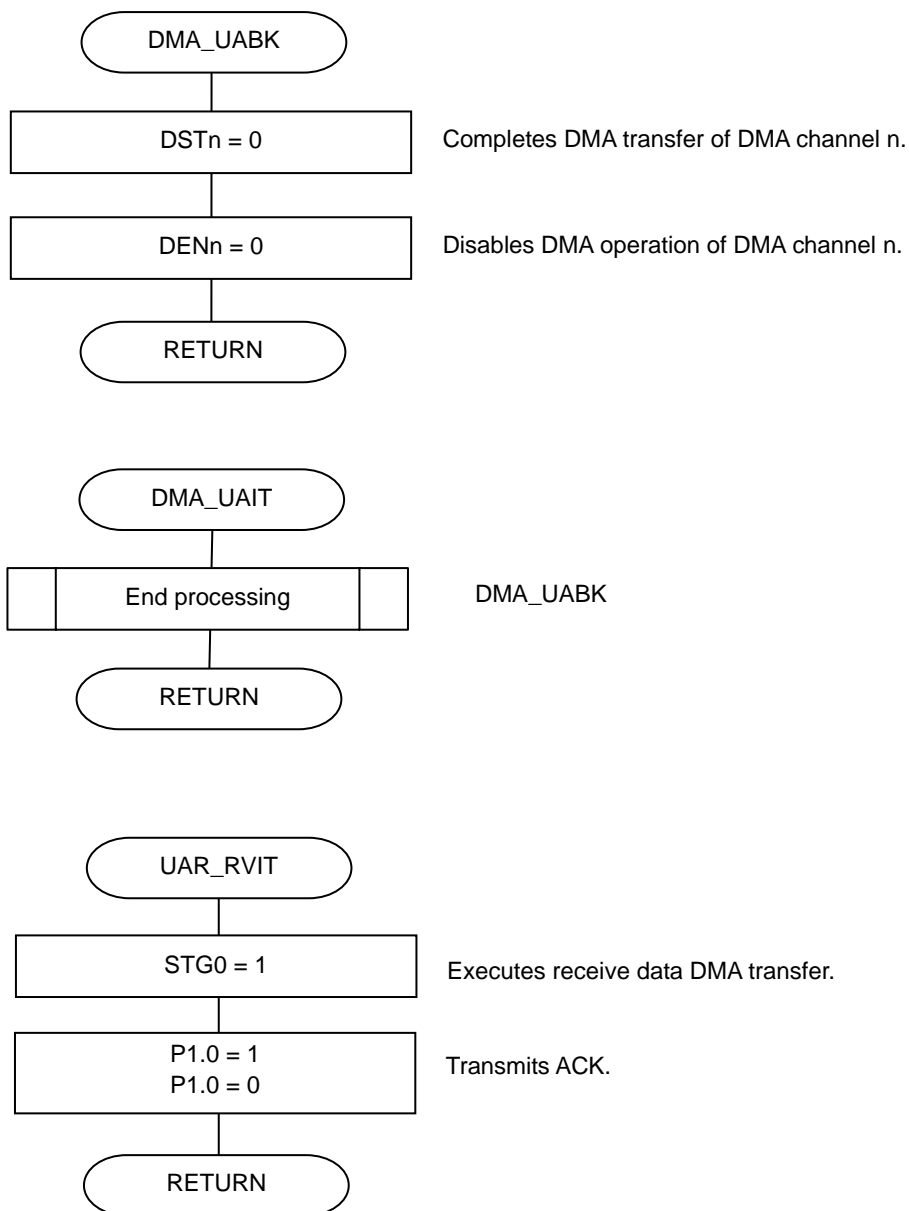
Function name	UAR_RVIT
Processing	INTSR0 reception end interrupt servicing
Argument	–
Return value	–
Description	Issues receive data DMA transfer request and performs ACK transmission.
Remark	–

Remark For the other functions of the “K0R_uart_re.c” file, refer to the description of UART Processing (Reception Mode).

5. FLOWCHARTS







Remark n: DMA channel number (n = 0, 1)
n = 0 for this sample program.