

PRELIMINARY PRODUCT BRIEF

μPD720180A

WIRELESS UNIVERSAL SERIAL BUS DEVICE WIRE ADAPTER LSI

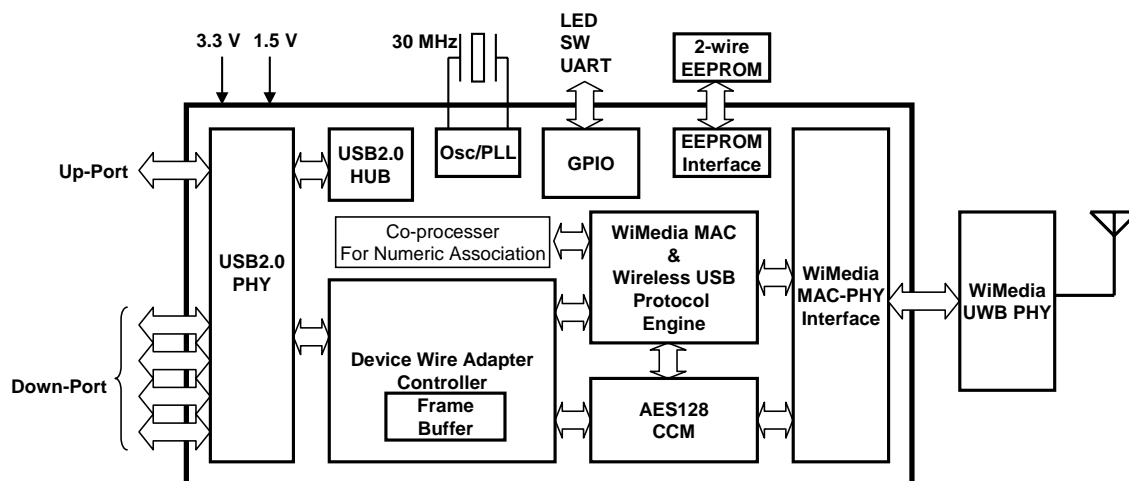
The μPD720180A is the LSI that integrated the wireless universal serial bus device wire adapter (DWA) and USB2.0 HUB function.

The μPD720180A complies with the WiMedia MAC specification and wireless universal serial bus specification. The μPD720180A has four wired downstream-ports and one wired upstream-port. The upstream-port and wireless connection are exclusively used. The μPD720180A is used with WiMedia UWB PHY that complies with WiMedia MAC-PHY interface specification.

FEATURES

- Compliant with wireless universal serial bus specification
 - Supports eight data rates (53.3 Mbps, 80.0 Mbps, 106.7 Mbps, 160 Mbps, 200 Mbps, 320 Mbps, 400 Mbps, 480 Mbps)
 - Supports three data transfer types (control transfer, bulk data transfer, and interrupt data transfer)
 - Supports AES-128 CCM
 - Self beaconing device
- Compliant with wireless USB association model guideline
 - Supports USB cable model association
- Supports Numeric Association
- Compliant with WiMedia MAC specification
- Compliant with WiMedia MAC-PHY interface specification
- Compliant with universal serial bus specification revision 2.0 (data rate 1.5/12/480 Mbps)
- Supports wired-HUB function
- Supports UART, LED and SW interface
- Supports 2-wire serial EEPROM interface
- 30 MHz crystal clock source
- 3.3 V and 1.5 V power supply

BLOCK DIAGRAM

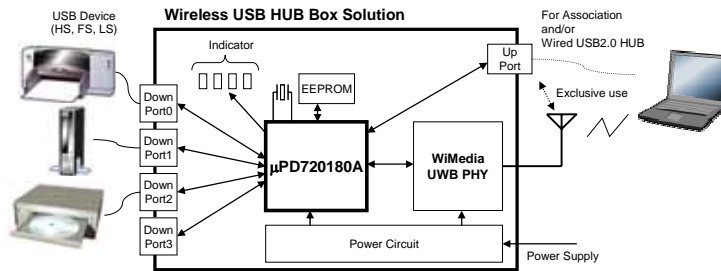


PACKAGE

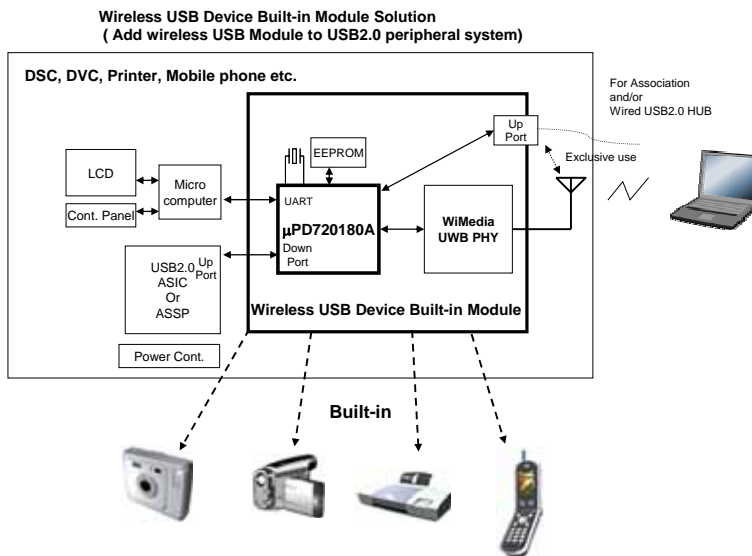
- 120-pin plastic TQFP (Fine pitch) (14x14)
- 129-pin plastic FBGA (9x9)

APPLICATIONS

- Wireless USB HUB box



- Wireless USB built-in module for DSC/DVC, printer, port duplicator, etc.



DIFFERENCE BETWEEN μ PD720180A and μ PD720180

- Supports Numeric Association
- Supports 129-pin FBGA Package
- Supports UART interface
- Compliant with WiMedia MAC and MAC-PHY INTERFACE Specification r.1.2
- Needs 512kbit 2-wire serial EEPROM

- **The information contained in this document is being issued in advance of the production cycle for the product. The parameters for the product may change before final production or NEC Electronics Corporation, at its own discretion, may withdraw the product prior to its production.**
- No part of this document may be copied or reproduced in any form or by any means without the prior written consent of NEC Electronics. NEC Electronics assumes no responsibility for any errors that may appear in this document.
- NEC Electronics does not assume any liability for infringement of patents, copyrights or other intellectual property rights of third parties by or arising from the use of NEC Electronics products listed in this document or any other liability arising from the use of such products. No license, express, implied or otherwise, is granted under any patents, copyrights or other intellectual property rights of NEC Electronics or others.
- Descriptions of circuits, software and other related information in this document are provided for illustrative purposes in semiconductor product operation and application examples. The incorporation of these circuits, software and information in the design of a customer's equipment shall be done under the full responsibility of the customer. NEC Electronics assumes no responsibility for any losses incurred by customers or third parties arising from the use of these circuits, software and information.